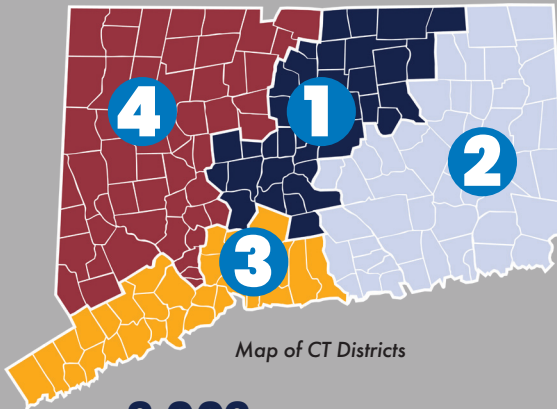




WHO WE ARE

ABOUT US



- 3,002** Employees
- 5** Bureaus
- 4** Districts
- \$** Annual Budget

Our Mission

"Improving Lives Through Transportation" is a broad initiative of upholding all the values that CTDOT stands for, fostering a supportive, respectful, and successful environment where individuals can grow both personally and professionally.

Our Vision

Create a consistently positive experience for the people of Connecticut that optimizes mobility, supports economic vitality, and recognizes the impact of infrastructure development on the public and the environment.

Our Pillars

CTDOT leans on the following pillars in the fulfillment of its mission.



WHAT WE DO



Finance and Administration

Ensuring proper quality standards for the development of personnel resources while maximizing fiscal and operational performance.



Engineering & Construction

Responsible for the design, construction, and implementation of solutions to issues in Connecticut's transportation infrastructure.



Public Transportation

Oversee the advancement and operation of the public transit services across Connecticut through CTrail, CTtransit, CTrides and CTferry.



Policies & Planning

Managing the planning and policies for state and local programs as well as compliance with transportation laws and ordinances.



Road Maintenance

Upkeeping and maintaining over 10,000 center lane miles and more than 8,000 roadway bridges and structures.



Accessibility

Ensuring that all physical ADA barriers that limit accessibility for transportation related state infrastructure are eliminated.

21,556
Roadway Miles

5,869
Bridges

4,158
State Owned Road Miles

211
Wrong Way Driver Detection Systems

\$993M
Allocated Funds

2,950
Traffic Signals

4,799
Bus Route Miles

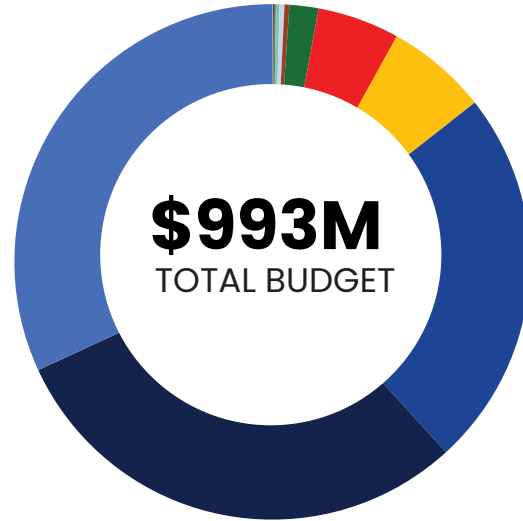


IMPROVING LIVES
THROUGH TRANSPORTATION

FUNDING TRANSPORTATION IN CONNECTICUT

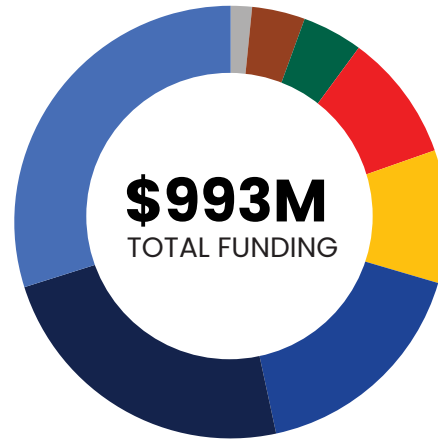
Appropriated Budget

\$449K	Minor Capital
\$576.3K	Non ADA
\$1.3M	Equipment
\$2.3M	Transportation to Work
\$3.0M	Transportation Asset Management
\$3.0M	HPR
\$18.1M	"Pay-as-you-go"
\$51.9M	ADA
\$63M	Operating Expenses
\$236M	Personal Services
\$296.6M	Bus Operations
\$316M	Rail Operations



Funding from the STF

\$20.1M	OTT Interest Income
\$50.6M	DMV Sales Tax (used cars)
\$57.8M	Licenses, Permits, and Fees
\$120.8M	DMV Motor Vehicle Receipts
\$125.8M	DRS Oil Companies Tax
\$215.0M	DRS Motor Fuels Tax
\$296.6M	Highway Use
\$376.5M	Sales and Use Tax



STAY CONNECTED



Join
our team



ct.gov/DOT



Report an issue on a
state road

OUR SOCIALS



@CTDOTnewington



@ctdot_official



@CTDOTofficial



@ctdotofficial



@ctdot_official